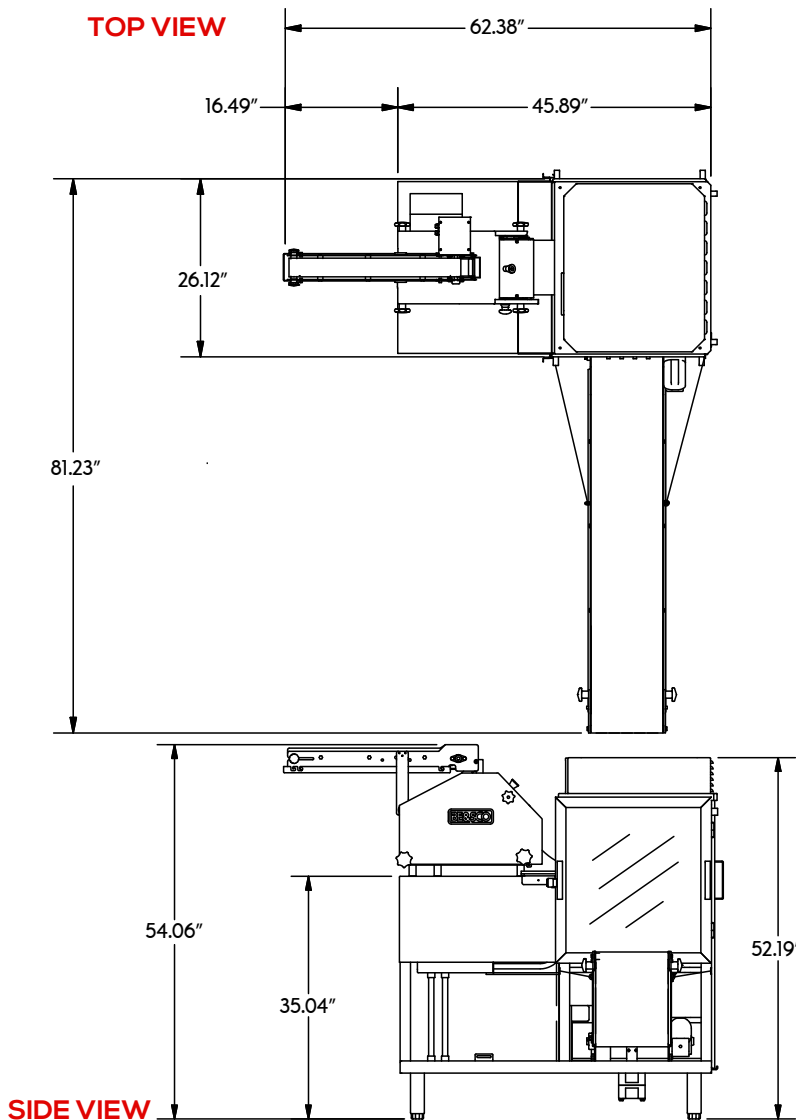







# BETA 900 ELECTRIC - RIGHT EXIT - 60" AUTOMATIC FLATBREAD PRESS, OVEN & DTL



-   
 CALIBRATED TO YOUR RECIPE
-   
 900/HR.  
 HIGH PRODUCTION
-   
 AUTOMATIC
-   
 DIAMETER FROM 4" TO 7"
-   
 SINGLE PERSON OPERATION

<b>VOLTS</b>	220/240V	<b>WEIGHT</b>	800LBS.
<b>AMPS</b>	45	<b>DIMENSIONS</b>	81.23" L X 62.38" W X 54" H
<b>CYCLES</b>	60HZ	<b>ELECTRICAL</b>	3-WIRE, SINGLE PHASE (L1-L2-G)
<b>PHASE</b>	SINGLE.	<b>POWER</b>	11000 WATTS

**\*You will need 240V to fully utilize the capabilities of the Beta 900 Electric Combo. Less than 220V requires installation of Buck and Boost.**

**\*\*Production may vary due to the operator experience, diameter and thickness of product.**



BE&SCO EQUIPMENT IS SOLELY INTENDED FOR USE IN A COMMERCIAL FACILITY.

REVISED: 04/10/2024